

Bayard-Alpert Ionization Gauges

SRS nude and glass tubulated ionization gauges



Nude-UHV Gauge



Glass Tubulated Gauge



Nude Gauge

SRS Ion Gauges

To select the appropriate gauge, follow the steps below using the Model Numbers / Selection & Cross-Reference Table (next page).

- 1) Select the type of gauge: glass-tubulated, nude or nude-UHV
- 2) Select filament type: ThO₂/Ir or tungsten, single or dual
- 3) Note the SRS part number

Once you have selected a gauge, choose the appropriate cable using the pin connector diagram.

SRS offers three types of gauges for the IGC100 Ion Gauge Controller: glass tubulated, nude, and nude-UHV Bayard-Alpert ionization gauges. We also supply convection-enhanced Pirani gauges.

Single and Dual Filaments

All single, hair-pin shaped filaments used in SRS gauges are spring tensioned to eliminate filament sag. This allows the user to mount the gauge in any orientation. Dual-filament assemblies provide security against filament burnout.

Bayard-Alpert Gauge Specifications

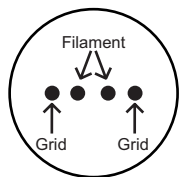


Figure 1.
Glass-Tubulated Gauge
Single ThO₂/Ir Filament
IGC100 Cable: **O100C1**

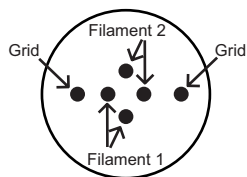


Figure 2.
Glass-Tubulated Gauge
Dual-Tungsten Filaments
IGC100 Cable: **O100C2**

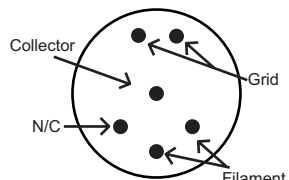


Figure 3.
Nude Gauge
Single ThO₂/Ir Filament
Bi-Filar Helical Anode Grid
IGC100 Cable: **O100C3**

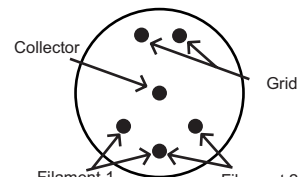


Figure 4.
Nude Gauge
Dual ThO₂/Ir or W Filament
Closed-End Anode Grid Cage
IGC100 Cable: **O100C3**

Bayard-Alpert Gauge Model Numbers / Selection and Cross-Reference Table

Type	Filament	Connection	Pin config.	SRS part #	Helix	ETI	Duniway	Kurt J. Lesker	Varian
Glass-tubulated	ThO ₂ /Ir (single)	2.75" CF (1" dia. side tube)	Fig. 1	GR-100F	274008	4336F/1	I-CFF-275	G100F	K2471303
Glass-tubulated	tungsten (dual)	2.75" CF (1" dia. side tube)	Fig. 2	GW-100F	274018	4336TF/1	T-CFF-275	G100TF	K7360307
Nude	ThO ₂ /Ir (single)	2.75" CF (bi-filar helix)	Fig. 3	NR-F	274028	8140	I-NUDE-BAC	G8140	L5150-302
Nude UHV	ThO ₂ /Ir (dual)	2.75" CF (closed-end cage)	Fig. 4	NR-F-UHV	274023	8130	I-NUDE-F	G8130	971-5007
Nude UHV	tungsten (dual)	2.75" CF (closed-end cage)	Fig. 4	NW-F-UHV	274022	8130T	T-NUDE-F	G8130T	971-5008

	Glass-Tubulated	Nude	Nude-UHV
Physical			
Connection	Side tube or 2.75" CF flange	2.75" CF flange	2.75" CF flange
Side tube diameter	1"	N/A	N/A
Envelope	Nonex 7720 glass, 2.25" dia. × 5.25" long	Nude	Nude
Mounting position	Any, vertical preferred [1]	Any	Any
Collector	Tungsten, 0.05" dia.	Tungsten, 0.05" dia.	Tungsten, 0.05" dia.
Filament	Single ThO ₂ /Ir [2] or dual tungsten	Single ThO ₂ /Ir [2], replaceable	Dual ThO ₂ /Ir or dual tungsten
Grid	Tungsten, bi-filar helix configuration	Tungsten, bi-filar helix configuration	Tantalum and Pt/Moly support, closed-end "squirrel" cage
Overall length (max.)	6.0"	4.13"	4.13"
Insertion length (max.)	N/A	3.30"	3.00"
Operating			
Operating pressure	2×10^{-10} to 1×10^{-3} Torr	4×10^{-10} to 1×10^{-3} Torr	2×10^{-11} to 1×10^{-3} Torr
Sensitivity for N ₂ , (nom.)	10/Torr	10/Torr	25/Torr
X-Ray limit	2×10^{-10} Torr	4×10^{-10} Torr	2×10^{-11} Torr
Degas power (@500 V)	70 W (nom.), 100 W (max.)	70 W (nom.), 100 W (max.)	40 W (max.)
Resistance heated degas	6.3 to 7.5 V @ 10 A	6.3 to 7.5 V @ 10 A	N/A
Bakeout temperature	250 °C	450 °C	450 °C
Electrical [3]			
Anode grid bias voltage	180 VDC	180 VDC	180 VDC
Collector bias voltage	0 VDC	0 VDC	0 VDC
Filament bias voltage	30 VDC	30 VDC	30 VDC
Filament supply current	4 to 6 A	4 to 6 A	4 to 6 A
Filament supply voltage	3 to 5 VDC	3 to 5 VDC	3 to 5 VDC

[1] Vertical orientation provides strain relief for electrode structures, and increases long-term stability.

[2] Single filaments are hair-pin shaped and spring loaded to eliminate sagging.

[3] Direct current (DC) bias and supply voltages are recommended for all electrical connections.

Ordering Information

GR-100F	2.75" CF, 1" side tube, single ThO ₂ /Ir	\$500
GW-100F	2.75" CF, 1" side tube, dual tungsten	\$500
NR-F	Nude, bi-filar, single ThO ₂ /Ir	\$700
NR-F-UHV	Nude, closed-cage grid, dual ThO ₂ /Ir	\$700
NW-F-UHV	Nude, closed-cage grid, dual tungsten	\$700



Traunstraße 21, A-2120 Wolkersdorf
T: +43 2245 6725 F: +43 2245 559633
office@prager-elektronik.at
www.prager-elektronik.at