

# Synthesized Function Generators

DS360 — Ultra-low distortion function generator



Traunstraße 21, A-2120 Wolkersdorf  
T: +43 2245 6725 F: +43 2245 559633  
office@prager-elektronik.at  
www.prager-elektronik.at



## DS360 Function Generator

- 10 mHz to 200 kHz frequency range
- $< -100$  dBc distortion (to 20 kHz)
- Sine, square, white and pink noise
- 20  $\mu$ Vpp to 40 Vpp output range
- Linear and log frequency sweeps
- 25 ppm frequency accuracy
- 10 MHz reference input (opt.)
- Balanced and unbalanced outputs
- RS-232 and GPIB interfaces

· DS360 ... \$4095 (U.S. list)

The performance of a low-distortion analog source and the precision of direct digital synthesis (DDS) is combined in the DS360. With less than 0.001 % total harmonic distortion (THD), 25 ppm frequency accuracy, and a broad range of features including sweeps and bursts, the DS360 is the ideal source for audio frequency applications.

### Ultra-Low Distortion and Noise

Unlike conventional RC oscillators, the DS360 uses digital signal processing and a precision 20-bit D/A converter to provide better than  $-100$  dB distortion over the audio frequency range. With its DDS architecture, the DS360 has the features and flexibility of a contemporary synthesized function generator. Careful shielding and board layout keep the output noise to a minimum, making the DS360 the instrument of choice for audio research and development, manufacturing, and automated testing.

### Frequency Stability

Low-distortion analog sources have impressive THD specifications, but suffer with poor frequency accuracy and resolution. The DS360 delivers 0.0025 % frequency accuracy over its entire frequency range. It has 6-digit frequency resolution from 1 mHz to 200 kHz, and a steady 25 ppm frequency stability. You can actually dial in 123,456 Hz from the front panel and have it mean something!

# DS360 Low Distortion Function Generator

## Waveforms

The DS360 generates clean sine waves and square waves, as well as a two-tone signal for IMD testing. The two-tone signal is defined as either two sine waves, or a sine wave and square wave. Both frequency and amplitude are independently set for the two waves allowing standard two-tone formats like SMPTE, DIM and CCIF to be generated. In addition to standard waveforms, the DS360 outputs white noise, pink noise and band-limited white noise.

## Audio Outputs

All functions and parameters are easily set using the front-panel keypad and spin knob. A wide variety of amplitude units including Vrms, Vpp, dBV, dBm and dBrel can be selected. Front-panel outputs including XLR, BNC and dual banana jacks assure compatibility with any system. The outputs can be configured as balanced or unbalanced, with amplitudes from 20.0  $\mu$ Vpp to 80.0 Vpp (balanced) and 10.0  $\mu$ Vpp to 40.0 Vpp (unbalanced). Chassis ground and output common banana jacks are also provided.

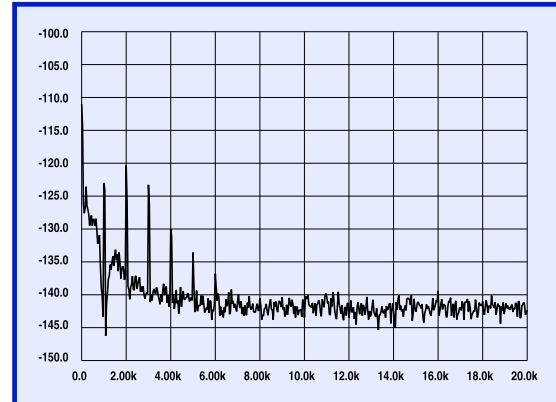
## Sweeps and Bursts

Unlike single frequency analog sources, the DS360 generates low-distortion frequency sweeps over its entire frequency range. Linear and log sweeps are set between 10 mHz and 200 kHz with sweep times between 0.3 ms and 100 s. Sweeps can be single-shot or repetitive, and the instrument can sweep both up and down in frequency. The DS360 provides outstanding amplitude flatness (0.5 % up to 20 kHz) during frequency sweeps, and has a TTL level sweep marker output for synchronizing external equipment.

The DS360 also creates tone bursts of sine waves and square waves. The number of ON cycles, repetition rate, and the OFF amplitude level can all be adjusted. Sweeps and bursts may be triggered from the internal rate generator or an external trigger, or they can be externally gated.

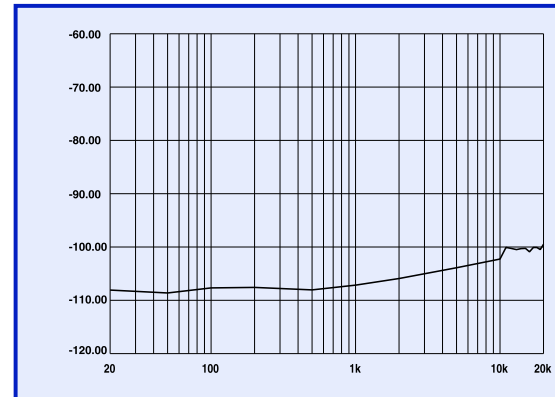
## Computer Control

The DS360 is designed for benchtop use as well as automated testing. With standard IEEE-488.2 (GPIB) and RS-232 interfaces, the DS360 is fully programmable — a feature seldom found in low-distortion sources. All instrument functions can be controlled or queried through the computer interfaces.



THD vs. Frequency (Hz)

Residual distortion for a 1 kHz, 28 Vrms (balanced) sine wave after passing through a non-distorting notch filter to attenuate the fundamental.



THD + N vs. Frequency (Hz)



DS360 rear panel

**Waveforms****Sine**

Frequency range	0.01 Hz to 200.000 kHz
THD ( <i>1 Vrms unbalanced, 2 Vrms balanced</i> )	
<5 kHz)	-110 dB (typ.), -106 dB (max.)
(5 to 20 kHz)	-104 dB (typ.), -98 dB (max.)
(20 to 40 kHz)	-100 dB (typ.), -96 dB (max.)
(40 to 100 kHz)	-90 dB (typ.), -85 dB (max.)
(100 to 200 kHz)	-76 dB (typ.), -68 dB (max.)
THD ( <i>10 Vrms unbalanced, 20 Vrms balanced</i> )	
<5.0 kHz)	-109 dB (typ.), -105 dB (max.)
(5 to 20 kHz)	-103 dB (typ.), -98 dB (max.)
(20 to 40 kHz)	-98 dB (typ.), -93 dB (max.)
(40 to 100 kHz)	-88 dB (typ.), -83 dB (max.)
(100 to 200 kHz)	-76 dB (typ.), -68 dB (max.)

**Square**

Frequency range	0.01 Hz to 200 kHz
Rise time	1.3 $\mu$ s
Even harmonics	<-60 dBc (to 20 kHz)

**White Noise**

Bandwidth	DC to 200 kHz
Flatness	<1.0 dB, 1 Hz to 100 kHz
Crest factor	11 dB

**Pink Noise**

Bandwidth	10 Hz to 200 kHz
Flatness	<3.0 dB (20 Hz to 20 kHz) (measured using 1/3 oct. analysis)
Crest factor	12 dB

**Bandwidth Limited Noise**

Bandwidth	100 Hz, 200 Hz, 400 Hz, 800 Hz, 1.6 kHz, 3.2 kHz, 6.4 kHz, 12.8 kHz, 25.6 kHz, 51.2 kHz, 102.4 kHz
Center frequency	0 Hz to 200.0 kHz (200 Hz increments)
Flatness (in band)	<1.0 dB
Crest factor	
Baseband	12 dB (0 Hz center frequency)
Non-baseband	15 dB

**Two-Tone**

Type	Sine-sine, sine-square
Sine frequency	0.01 Hz to 200 kHz
Square frequency	0.1 Hz to 5 kHz
Square resolution	2 digits
SFDR	>90 dB

**Sine or Square Burst**

On cycles	0.5, 1 to 65534 cycles
Repetition rate	1 to 65535 cycles
Triggering	Internal, external, single-shot, externally gated
Off level	0.0% to 100.0% (of on level)
Off resolution	0.1 %
Max. off attenuation	-90 dBc (1 kHz) -70 dBc (10 kHz) -50 dBc (100 kHz)

**White or Pink Noise Burst**

On time	10 $\mu$ s to 599.9 s
Repetition time	20 $\mu$ s to 600 s
Triggering	Internal, external, single-shot, externally gated
Off level	0.0% to 100.0% (of on level)
Resolution	0.1 %

**Sine or Square Sweep**

Type	Linear or logarithmic
Range	0.01 Hz to 200.000 kHz
Rate	0.1 Hz to 3.1 kHz
Resolution	2 digits
Flatness	$\pm$ 0.1 dB (1 %)

**Frequency**

Resolution	6 digits or 10 mHz (whichever is greater)
Accuracy	25 ppm (0.0025 %) + 4 mHz (20 °C to 40 °C)

**Amplitude**

Unbalanced outputs	5.0 $\mu$ Vpp to 14.4 Vpp (50 $\Omega$ load ) 5.0 $\mu$ Vpp to 20.0 Vpp (600 $\Omega$ load ) 10.0 $\mu$ Vpp to 40.0 Vpp (Hi-Z load )
Balanced outputs	10 $\mu$ Vpp to 28.8 Vpp (50 $\Omega$ load ) 10 $\mu$ Vpp to 28.8 Vpp (150 $\Omega$ load ) 10 $\mu$ Vpp to 40.0 Vpp (600 $\Omega$ load ) 20 $\mu$ Vpp to 80.0 Vpp (Hi-Z load )
Resolution	4 digits or 1 $\mu$ V, whichever is greater (Vpp or Vrms), 0.1 dB (dBm or dBV)
Accuracy	
Sine and Square	$\pm$ 0.1 dB (1 %)
Two-tone	$\pm$ 0.1 dB (1 %)
White noise	$\pm$ 0.175 dB (2 %)
Pink noise	$\pm$ 0.35 dB (4 %)

## DS360 Specifications

**Broadband Noise** (1 kHz sine wave into Hi-Z load at freq. > 1 kHz)

<12.6 mVpp	<4 nV/ $\sqrt{\text{Hz}}$
12.6 mVpp to 126 mVpp	<7.5 nV/ $\sqrt{\text{Hz}}$
126 mVpp to 1.26 Vpp	<15 nV/ $\sqrt{\text{Hz}}$
1.26 Vpp to 10 Vpp	<100 nV/ $\sqrt{\text{Hz}}$
10 Vpp to 40 Vpp	<500 nV/ $\sqrt{\text{Hz}}$

### Offset

Unbalanced output 0 to  $\pm 7.4$  VDC (50  $\Omega$  load)  
0 to  $\pm 10.0$  VDC (600  $\Omega$  load)  
0 to  $\pm 20.0$  VDC (Hi-Z load)

Balanced output Not active

Resolution 3 digits

Accuracy (applies to + Output only)

(Sine, square  $\leq 120$  kHz, white noise & 2-tone)

1%  $\pm 25$  mV ( $V_p + \text{offset} > 0.63$  V)

1%  $\pm 2.5$  mV ( $0.63$  V  $> V_p + \text{offset} > 0.063$  V)

1%  $\pm 250$   $\mu$ V ( $63$  mV  $> V_p + \text{offset} > 6.3$  mV)

1%  $\pm 50$   $\mu$ V ( $V_p + \text{offset} < 6.3$  mV)

(all others)

1%  $\pm 300$  mV ( $V_p + \text{offset} > 0.63$  V)

1%  $\pm 20$  mV ( $0.63$  V  $> V_p + \text{offset} > 0.063$  V)

1%  $\pm 2$  mV ( $63$  mV  $> V_p + \text{offset} > 6.3$  mV)

1%  $\pm 200$   $\mu$ V ( $V_p + \text{offset} < 6.3$  mV)

### Outputs

Configuration Balanced and unbalanced  
Connectors Floating BNCs, banana plugs and XLR jack

Source impedance  
Balanced 50  $\Omega \pm 3\%$   
150  $\Omega \pm 2\%$   
600  $\Omega \pm 1\%$   
Hi-Z (50  $\Omega \pm 3\%$ )

Unbalanced 50  $\Omega \pm 3\%$   
600  $\Omega \pm 1\%$   
Hi-Z (25  $\Omega \pm 1\%$ )  
Floating voltage  $\pm 40$  VDC (max.)

### 10 MHz Reference Input (Opt. 03)

Requirements Sine or TTL, 0.4 to 7 Vpp, 10 MHz  $\pm 50$  ppm  
Stability  
Internal  $\pm 25$  ppm  
External Same as stability of ext. reference  
Indicators External reference detected, Locked

### Other Outputs

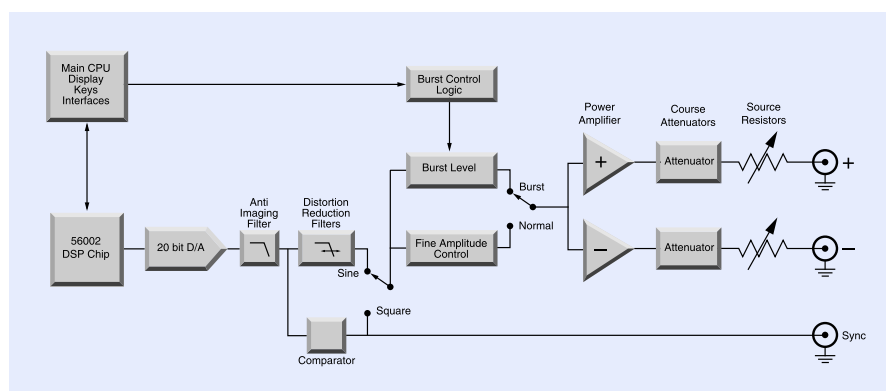
Sync TTL level (same frequency and phase as output)  
Burst out TTL pulse marks burst (TTL high for ON time)  
Trigger/gate in TTL pulse starts sweep or burst  
TTL high activates gated burst  
Sweep TTL pulse marks beginning of sweep

### General

Computer interfaces GPIB and RS-232. All instrument functions can be controlled.  
Size 17"  $\times$  3.5"  $\times$  16.25" (WHD)  
Weight 17 lbs.  
Power 50 W, 100/120/220/240 VAC, 50/60 Hz  
Warranty One year parts and labor on defects in materials and workmanship

### Ordering Information

DS360	Low-distortion function generator	\$4095
Option 03	10 MHz reference input	\$695
O360RM	Rack mount kit	\$100



DS360 block diagram